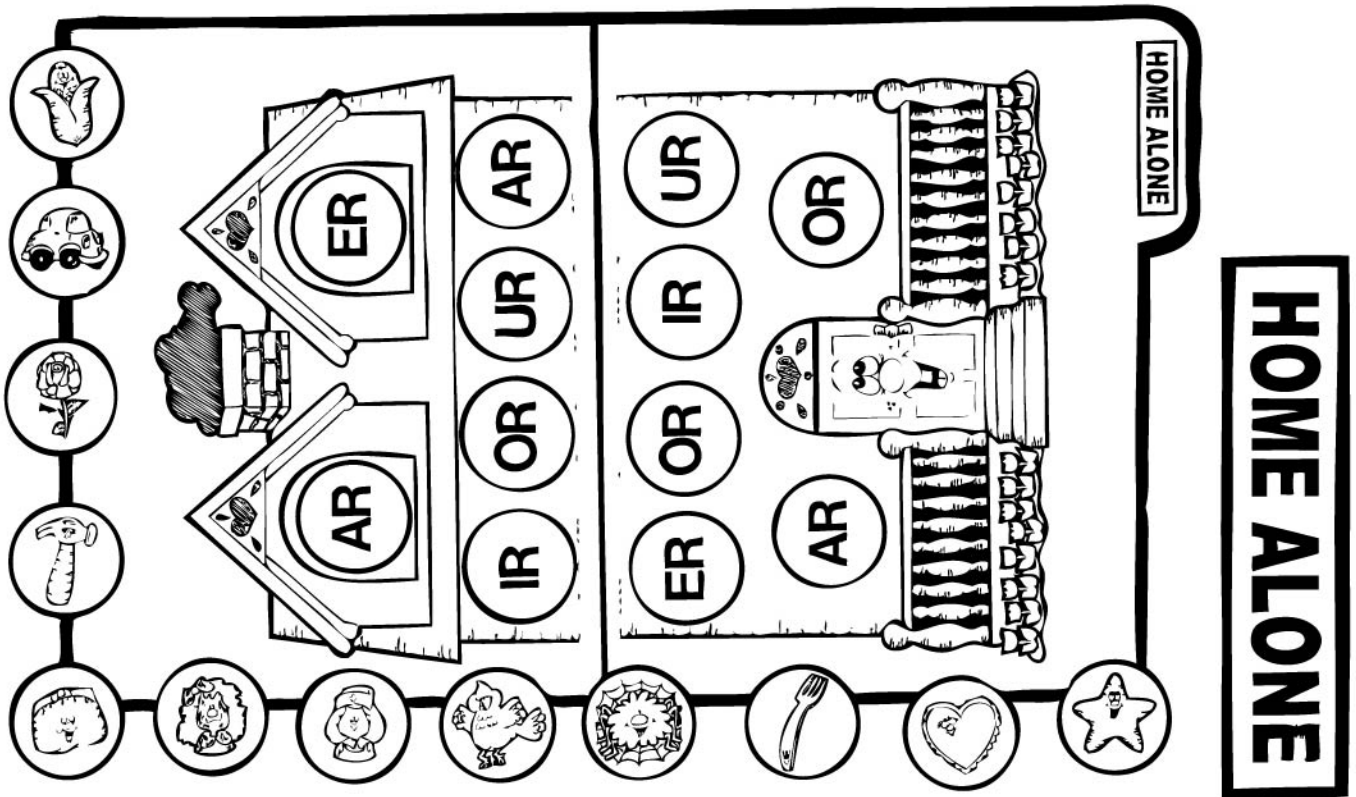


# "HOME ALONE!"




**HOW TO MAKE:** REPRODUCE THE TWO PAGES THAT CREATE A LARGE HOME ONTO REGULAR WEIGHT PAPER. COLOR, CUT OUT AND MOUNT TO THE INSIDE OF A COLORED FILE FOLDER. CUT OUT THE GAME TITLE AND MOUNT TO THE FILE FOLDER TAB. COLOR AND CUT OUT THE GAME VISUAL AND MOUNT TO THE FRONT OF THE FILE FOLDER. LAMINATE THE ENTIRE FILE FOLDER FOR DURABILITY. REPRODUCE THE CIRCLE PIECES ONTO HEAVIER CARDSTOCK. COLOR, CUT OUT AND LAMINATE PIECES. USE "STICKY-BACK" VELCRO TO HOLD CIRCLE PIECES TO FOLDER WHEN PLAYING.


**HOW TO PLAY:** CAREFULLY REMOVE ALL THE CIRCLES FROM THE FOLDER. LOOK AT THE PICTURE ON THE CIRCLE AND MATCH IT TO THE CORRET R-CONTROLLED VOWEL SOUND ON THE HOUSE IN THE FOLDER.



\*COLOR, CUT OUT AND MOUNT  
HOUSE ON INSIDE OF FOLDER.



\*COLOR, CUT OUT AND MOUNT  
HOUSE ON INSIDE OF FOLDER.



\*COLOR, CUT OUT AND LAMINATE CIRCLES.  
USE "STICKY-BACK" VELCRO TO HOLD  
CIRCLES TO FOLDER WHEN PLAYING.




purse



nurse




dirty



hammer



spider



bird



thorn



corn



fork



car



star



heart



Here's the  
**"BUZZ"...**

Please take a moment to review the "Terms of Use" file found on our Home page. All products whether purchased or downloaded for free are for your personal use only and may not be shared, distributed, resold, or used for commercial purposes without a license.

Please respect the time and effort that is put in to each download by abiding by these terms of use.

Thank you for shopping today at  
[www.finchfamilygames.com](http://www.finchfamilygames.com)