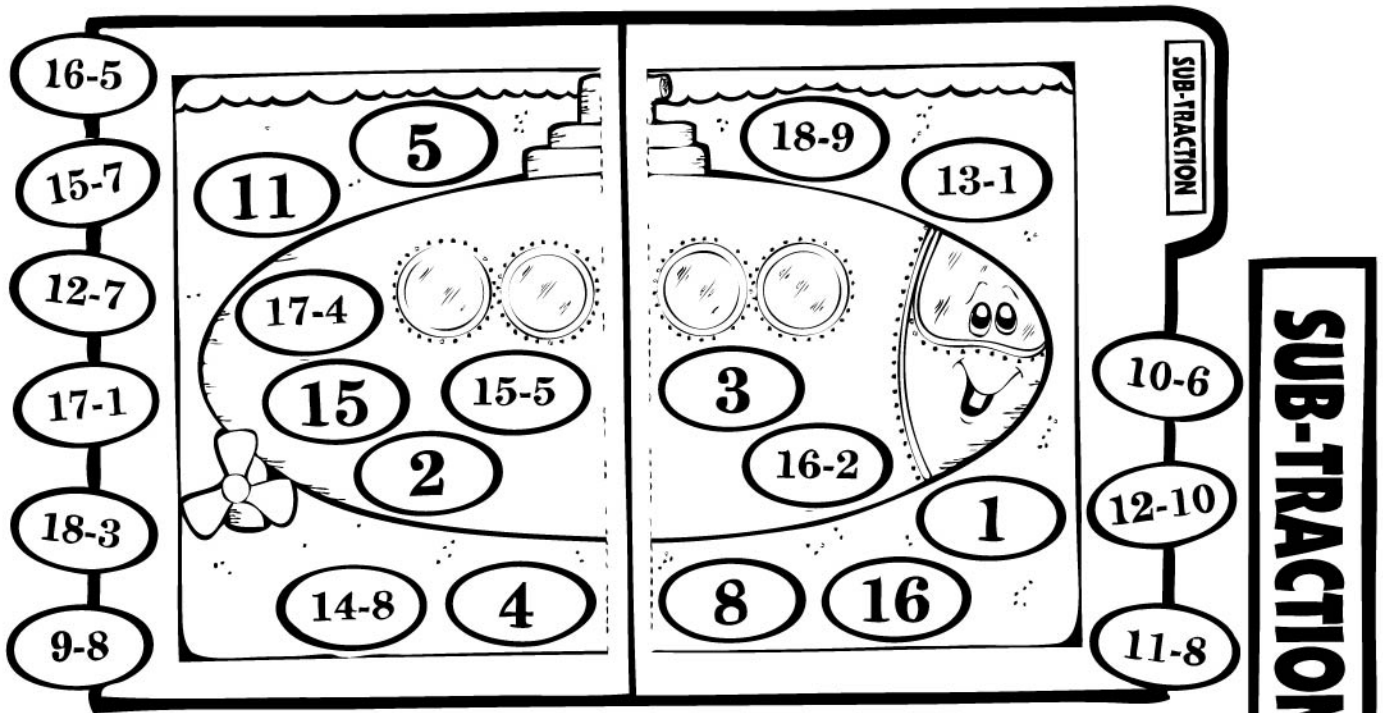



"SUB-TRACTION"




HOW TO MAKE: REPRODUCE THE TWO PAGES THAT CREATE A SUBMARINE ONTO REGULAR WEIGHT PAPER. COLOR, CUT OUT AND MOUNT TO THE INSIDE OF A COLORED FILE FOLDER. CUT OUT THE GAME TITLE AND MOUNT TO THE FILE FOLDER TAB. COLOR, CUT OUT AND MOUNT GAME TITLE VISUAL TO THE FRONT OF THE FILE FOLDER. REPRODUCE THE OVALS ONTO HEAVIER CARDSTOCK. COLOR, CUT OUT AND LAMINATE.

HOW TO PLAY: CAREFULLY REMOVE ALL THE OVALS FROM THE FILE FOLDER. LOOK AT EACH ONE AND FIGURE OUT THE SUBTACKION PROBLEM AND FIND THE ANSWER ON THE SUBMARINE. THIS GAME TEACHES SUBTACKION FROM 18 TO 9.



*COLOR, CUT OUT AND MOUNT TO INSIDE OF FOLDER.

"SUB-TRACTION"



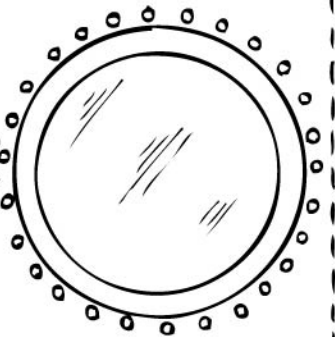

*COLOR, CUT OUT AND MOUNT TO INSIDE OF FOLDER.

"SUB-TRACTION"

11

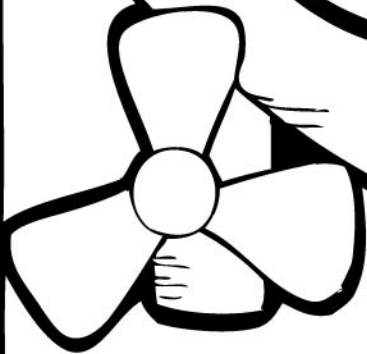
5

13



15

10



2

6

4

"SUB-TRACTION"

***COLOR, CUT OUT
OVALS AND LAMINATE**

$16-5$

$10-6$

$15-7$

$11-8$

$14-8$

$12-7$

$12-10$

$18-9$

$17-1$

$13-1$

$18-9$

$18-3$

$16-2$

$17-4$

$9-8$

$15-5$



Here's the
"BUZZ"...

Please take a moment to review the "Terms of Use" file found on our Home page. All products whether purchased or downloaded for free are for your personal use only and may not be shared, distributed, resold, or used for commercial purposes without a license.

Please respect the time and effort that is put in to each download by abiding by these terms of use.

Thank you for shopping today at
www.finchfamilygames.com