

"EL E. PHANTS"


GAME: EL E. PHANTS

SKILL: LONG AND SHORT VOWELS

GAME INCLUDES: TWO LARGE PAGES WITH ELEPHANTS AND STARS AND 16 INDIVIDUAL STARS.

HOW TO MAKE:

1. REPRODUCE ALL THE PAGES TO THIS GAME ONTO HEAVIER CARDSTOCK.
2. COLOR, CUT OUT AND MOUNT THE TWO LARGE PAGES ONTO THE INSIDE OF A FILE FOLDER. USE "STICKY-BACK" VELCRO TO HOLD STARS TO FOLDER WHEN PLAYING.
3. COLOR, CUT OUT AND LAMINATE STARS.
4. CUT OUT GAME LABEL AND MOUNT ON FILE FOLDER TAB.
5. COLOR, CUT OUT AND MOUNT GAME TITLE ON FRONT OF FOLDER.
6. FOR DURABILITY, LAMINATE ENTIRE FILE FOLDER.



EL E. PHANTS
 (long & short vowel sounds)

*MOUNT ON FILE FOLDER TAB.

HOW TO PLAY: CHILD LOOKS AT EACH PICTURE AND LISTENS FOR THE VOWEL SOUND. THEN HE PLACES IT ON THE CORRECT LONG OR SHORT VOWEL ON FOLDER.




*COLOR, CUT OUT AND MOUNT ON FRONT OF FOLDER.


*COLOR, CUT OUT AND LAMINATE STARS.




RAIN




SHEEP




CHEESE




FRIES




DIME



SMOKE



TOAST




SUIT


*COLOR, CUT OUT AND LAMINATE STARS.



HAND



CRAB




NET



CHIN




SIX



ROCK




CUP



BUS

*COLOR, CUT OUT AND MOUNT ON INSIDE OF FOLDER.

"EL E. PHANTS"



FINCH FAMILY GAMES ©1995

